



ELA Virtual Learning

**Kindergarten Jolly Phonics/
Word Study**

April 8th, 2020



Kindergarten ELA Phonics

Lesson: April 8, 2020

Learning Target:

Students will be able to identify the long a sounds.

Background: This is a review from yesterday's lesson on the different sounds a, ai, ay, and a_e

- Students will use the sounds we learned to read new words
- Students will practice letter formation
- Students will write new words using the ai, ay, or a_e sounds

Let's Get Started:

Watch Videos:

1. [Daily sound review](#)
2. [Short and long /a/ song](#)

Practice #1:

Can you read these words?

tail	snail	wait	faint
day	stay	May	gray
cake	late	mate	game

Practice #2:

Can you write the sounds we learned 3 times?

- You could use something fun like playdough, paint, or just water to write on a piece of paper or even your sidewalk outside!

āī āī āī āī

āy āy āy āy

ā e ā e ā e ā e

Practice #3:

Write 5 words with the long a sound.




Handwriting practice lines consisting of five sets of three horizontal lines (top solid, middle dashed, bottom solid) for writing words.

- If you can't think of a word, go back to the short and long a sound video or use some of the words we read for practice #1!

Practice #3:

Use 1 or more of your words to make a sentence.





Three horizontal lines for writing: a solid top line, a dashed middle line, and a solid bottom line.

Check that you have:

- A capital at the beginning
- Spaces between your words
- Punctuation at the end

MORE Practice on your own:

1. Click on the red book to read the story about Jake!



Self Check:

Read someone the sentence you wrote!



1. Was this lesson?

- easy,
- just right
- hard